



FIVB MEN'S VOLLEYBALL
WORLD CHAMPIONSHIP
ITALIA 2010

FIVB



2010 FIVB MEN'S VOLLEYBALL WORLD CHAMPIONSHIP

ITALY 25TH SEPTEMBER - 10TH OCTOBER 2010










OFFICIAL BULLETIN N. 14

2010 FIVB MEN'S VOLLEYBALL WORLD CHAMPIONSHIPS FINAL RANKING



1		Brazil
2		Cuba
3		Serbia
4		Italy
5		Russia
6		U.S.A.
7		Bulgaria
8		Germany
9		Argentina
10		Czech Republic
11		France
12		Spain
13		Cameroon
-		Egypt
-		Japan
-		Mexico
-		Poland
-		Puerto Rico
19		Australia
-		Canada
-		China
-		Iran
-		Tunisia
-		Venezuela

INDIVIDUAL BEST PLAYERS AWARDS

Award	Player	No.		Team
Most Valuable Player	Murilo ENDRES	8		BRA
Top Scorer	Iban PEREZ	14		ESP
Best Server	Clayton STANLEY	13		USA
Best Spiker	Maxim MIKHAYLOV	17		RUS
Best Blocker	Robertlandy SIMON	13		CUB
Best Setter	Nikola GRBIC	9		SRB
Best Libero	Ferdinand TILLE	12		GER

Brazil Men's World Champions for third time in a row

Rome, Italy, October 10, 2010 – World No. 1 Brazil became the FIVB men's world champion for a record-equaling third successive time after proving too good for a young and talented Cuba team, beating the world No. 8 in straight sets 25-22, 25-14, 25-22 in front of a sold out PalaLottomatica in Rome on Sunday.

Brazil backed up their titles in 2002 and 2006 with victory in the final against a Cuban side who, despite their obvious talent, couldn't overcome a Brazilian outfit which was top of their game. Whatever Cuba tried, Brazil had an answer for it in what was the first final in an FIVB event featuring the two nations. The win was Brazil's eighth in the past nine matches and 27th in 49 encounters between the two countries.

Brazilian's Giba, Dante and Rodrigo joined the Italian elite of Andrea Gardini (current Italian men's assistant coach), Marco Bracci (current Italian women's assistant coach), Ferdinando De Georgi and Andrea Giani as three-time champions (1990, 1994, 1998).

Both Brazil – FIVB World League, Grand Champions Cup and World Cup holders- and Cuba completed the FIVB Men's World Championship with seven victories and two defeats, which included a 3-2 (34-32, 18-25, 23-25, 25-21, 15-12) win by Cuba over Brazil in the first round.

Cuba, the youngest team in the competition, have now won two silver and two bronze World Championship medals to increase their overall medal tally to 22. Brazil have a World Championship record of three gold medals and one silver medal to increase their overall medal tally to 32, behind Russia (43) and ahead of Italy (27).

Earlier, World No. 4 Serbia finished off a superb FIVB Men's World Championship campaign by beating hosts and world No. 5 Italy 3-1 (25-21, 25-20, 26-28, 25-19) for the bronze medal. The win represents Serbia's second World Championship medal after winning silver in 1998 and their 28th win in 49 matches against the "Azzurri". Italy missed the chance to add to their impressive World Championship medal collection a silver in 1978.

What they said

"I am ecstatic to have won this third gold medal in a World Championship," Rodrigao said. "We played an exciting final without ever allowing Cuba to gain momentum. This is a great result for me and all of Brazil, but now our next goal is the Olympics in London."

"This an incredible joy for me once again," Dante said. "Our team is capable of resolving difficult situations and this is probably one of the secrets of our success."

"We played united as a team and as a family and that's the reason for our victory," Brazil captain Giba said.

"This World Championship means a lot to me since is the last one, so the celebrations will stay with me for a lifetime. We need to work hard for next year's World Cup and also for the Olympic Games, the highest event for any athlete."

"We have played a great match against a great squad," Brazil coach Bernardo Rezende said. "I am very happy about how our team reacted and the strong performance from Visotto. Cuba's young team had to play against very strong opponents and we also had to control some emotions. We have had some problems during the tournament but we finished playing a good match. This is an incredible group, capable of bettering itself with hard work and practice. With this victory we are now tied with Italy that has also collected three world titles, and who in the past have been our role model."

"I think the key is that we only focus on the next tournament as the most important one no matter the previous victories," Rezende said referring to Brazil's long domination. "With that in mind they have reasons to keep working harder. I don't keep track of the numbers."

"Today's match was our worst in the tournament," Cuba captain Robertlandy Simon said. "We also had a bad game against Serbia in the early rounds but not like today. We couldn't do anything. We tried to serve harder and that didn't work. Brazil played great. The silver medal means a lot for us and in the future we can do better."

Final Standings

- | | |
|-----------|--------------------|
| 1) Brazil | 7) Bulgaria |
| 2) Cuba | 8) Germany |
| 3) Serbia | 9) Argentina |
| 4) Italy | 10) Czech Republic |
| 5) Russia | 11) France |
| 6) USA | 12) Spain |

Individual Best Player Awards

Most Valuable Player: Murilo Endres (BRA)

Top Scorer: Iban Perez (ESP)

Best Server: Clayton Stanley (USA)

Best Spiker: Maxim Mikhaylov (RUS)

Best Blocker: Robertlandy Simon (CUB)

Best Setter: Nikola Grbic (SRB)

Best Libero: Ferdinand Tille (GER)

Highest Scorers By Day

Day 1 (1st Rd): 28 points by Antonin Rouzier (FRA) in France's 3-2 win over the Czech Republic in Turin

Day 2 (1st Rd): 27 points by Maxim Mikhaylov (RUS) in Russia's 3-1 win over Australia in Modena

Day 3 (1st Rd): 28 points by Fernando Hernandez (CUB) in Cuba's 3-2 win over Brazil in Verona

Day 4 (2nd Rd): 24 points by Gyrgy Grozer (GER) in Germany's 3-0 win over Puerto Rico in Catania

Day 5 (2nd Rd): 30 points by Iban Perez (ESP) in Spain's 3-2 win over Russia in Catania

Day 6 (2nd Rd): 23 points by Ahmed Abdelhay (EGY) in Egypt's win against Spain in Catania

Day 7 (3rd Rd): 25 points by Murilo (BRA) in Brazil's win over the Czech Republic in Rome

Day 8 (3rd Rd): 26 points by Ivan Miljkovic (SRB) in Serbia's win over Russia in Florence

Day 9 (3rd Rd): 28 points by Vladimir Nikolov (BUL) in Cuba's win over Bulgaria in Florence

Day 10 (Semifinals): 26 points by Iban Perez (ESP) in Argentina's win over Spain in Florence

Day 11 (Semifinals/Finals): 30 points by Ivan Miljkovic (SRB) in Cuba's win over Serbia in Rome

Day 12 (Finals): 22 points by Ivan Miljkovic (SRB) in Serbia's win over Italy in Rome

Highest Set Score

34-32 (EGY v JPN in Pool A) (CUB v BRA in Pool B) Both matches played on September 27.

Highest Scoring Matches

233 (BUL v CUB in 3rd Round) 2-3 (25-22, 23-25, 28-26, 28-30, 11-15) played on October 6 in Florence
231 (FRA v BUL in 1st Round) 3-2 (25-22, 23-25, 25-17, 28-30, 19-17) played on September 26 in Turin
230 (CUB v BRA in 1st Round) 3-2 (34-32, 18-25, 23-25, 25-21, 15-12) played on September 27 in Verona
228 (JPN v EGY in 1st Round) 3-2 (32-34, 23-25, 25-19, 25-17, 15-13) played on September 27 in Milan
226 (SRB v CUB in Semifinal (1-4) 3-2 (25-22, 17-25, 29-31, 25-22, 14-16) played on October 9 in Rome

Tournament Top Scorers

173 Iban Perez (ESP)
168 Vladimir Nikolov (BUL)
168 Ivan Miljkovic (SRB)
162 Maxim Mikhaylov (RUS)
157 Facundo Conte (ARG)

For Live Scoring, Results, News and photos visit www.fivb.org.

Download the new FIVB Iphone application for the latest news, results and live scoring in the palm of your hand

Press Contact - FIVB Press Director Richard Baker, Email: press@fivb.org Mobile. +39 334 914 1332

Coming soon

The FIVB Women's World Championship Japan 2010 (October 29 - November 14, 2010)

The FIVB Club World Championships (December 14-21, 2010) in Doha, Qatar

FIVB Beach Volleyball World Championships (June 17-26) Rome, Italy

**P-4 VOLLEYBALL • Collated results & ranking**FIVB 2010 Men's World Championship
Results of 10 October 2010**FIVB**
www.fivb.org**MATCH RESULTS****Pool A - 1st round**

No	Date	Teams	Set	Result per set (points)					Total Points	Time	Spectators
				1	2	3	4	5			
1	25/09/2010	EGY - IRI	3-0	25-21	25-17	25-21			75- 59	1:21	6.250
2	25/09/2010	ITA - JPN	3-0	25-20	25-16	25-14			75- 50	1:20	11.800
13	26/09/2010	IRI - JPN	3-1	15-25	25-17	26-24	25-23		91- 89	1:55	2.800
14	26/09/2010	EGY - ITA	0-3	20-25	17-25	23-25			60- 75	1:18	8.700
25	27/09/2010	JPN - EGY	3-2	32-34	23-25	25-19	25-17	15-13	120-108	2:24	1.500
26	27/09/2010	ITA - IRI	3-2	25-21	25-10	21-25	26-28	15-13	112- 97	2:19	6.500

Pool B - 1st round

No	Date	Teams	Set	Result per set (points)					Total Points	Time	Spectators
				1	2	3	4	5			
3	25/09/2010	BRA - TUN	3-0	25-14	25-21	25-14			75- 49	1:10	4.700
4	25/09/2010	ESP - CUB	2-3	25-21	18-25	19-25	25-20	13-15	100-106	2:09	5.600
15	26/09/2010	TUN - CUB	0-3	18-25	15-25	15-25			48- 75	1:02	5.530
16	26/09/2010	BRA - ESP	3-1	30-28	21-25	25-20	25-19		101- 92	1:54	6.350
27	27/09/2010	ESP - TUN	3-1	25-23	25-22	25-27	25-23		100- 95	1:56	4.000
28	27/09/2010	CUB - BRA	3-2	34-32	18-25	23-25	25-21	15-12	115-115	2:21	6.350

Pool C - 1st round

No	Date	Teams	Set	Result per set (points)					Total Points	Time	Spectators
				1	2	3	4	5			
5	25/09/2010	RUS - CMR	3-0	25-11	25-20	25-22			75- 53	1:18	3.216
6	25/09/2010	AUS - PUR	1-3	22-25	22-25	28-26	19-25		91-101	1:53	2.300
17	26/09/2010	CMR - PUR	0-3	22-25	23-25	19-25			64- 75	1:24	2.961
18	26/09/2010	RUS - AUS	3-1	25-17	25-12	24-26	25-20		99- 75	1:41	3.231
29	27/09/2010	AUS - CMR	1-3	25-21	22-25	21-25	19-25		87- 96	1:49	1.659
30	27/09/2010	PUR - RUS	2-3	25-21	14-25	21-25	25-23	11-15	96-109	1:58	3.313

Pool D - 1st round

No	Date	Teams	Set	Result per set (points)					Total Points	Time	Spectators
				1	2	3	4	5			
7	25/09/2010	VEN - ARG	0-3	23-25	17-25	18-25			58- 75	1:20	1.500
8	25/09/2010	USA - MEX	3-2	22-25	19-25	25-18	25-22	15-11	106-101	2:18	2.600
19	26/09/2010	ARG - MEX	3-1	25-12	25-19	17-25	25-15		92- 71	1:43	3.800
20	26/09/2010	VEN - USA	0-3	19-25	23-25	19-25			61- 75	1:23	3.400
31	27/09/2010	MEX - VEN	3-0	25-22	25-20	25-20			75- 62	1:26	2.900
32	27/09/2010	USA - ARG	3-1	22-25	27-25	25-22	25-20		99- 92	2:10	4.600

Pool E - 1st round

No	Date	Teams	Set	Result per set (points)					Total Points	Time	Spectators
				1	2	3	4	5			
9	25/09/2010	FRA - CZE	3-2	25-19	22-25	25-21	24-26	15-10	111-101	1:53	3.200
10	25/09/2010	BUL - CHN	3-0	25-14	25-19	25-22			75- 55	1:13	3.800
21	26/09/2010	CZE - CHN	3-1	25-21	19-25	25-18	25-22		94- 86	1:46	4.600
22	26/09/2010	FRA - BUL	3-2	25-22	23-25	25-17	28-30	19-17	120-111	2:24	5.000
33	27/09/2010	BUL - CZE	1-3	23-25	25-27	30-28	25-27		103-107	2:08	1.850
34	27/09/2010	CHN - FRA	0-3	17-25	20-25	19-25			56- 75	1:10	2.500

Pool F - 1st round

No	Date	Teams	Set	Result per set (points)					Total Points	Time	Spectators
				1	2	3	4	5			
11	25/09/2010	POL - CAN	3-0	25-22	25-21	25-13			75- 56	1:25	5.000
12	25/09/2010	GER - SRB	0-3	21-25	21-25	13-25			55- 75	1:16	4.750
23	26/09/2010	CAN - SRB	3-1	25-20	25-22	17-25	25-23		92- 90	1:55	6.540
24	26/09/2010	POL - GER	3-2	25-20	21-25	25-22	22-25	15-13	108-105	2:17	5.980
35	27/09/2010	GER - CAN	3-0	27-25	25-22	25-20			77- 67	1:32	4.120
36	27/09/2010	SRB - POL	1-3	19-25	18-25	25-21	23-25		85- 96	1:43	6.600

MIKASA**Gerflor**
theflooringgroup**MIKASA****Gerflor**
theflooringgroup**MIKASA**



P-4 VOLLEYBALL • Collated results & ranking

FIVB 2010 Men's World Championship
Results of 10 October 2010

FIVB
www.fivb.org

Pool G - 2nd round

No	Date	Teams	Set	Result per set (points)					Total Points	Time	Spectators
				1	2	3	4	5			
37	30/09/2010	PUR - GER	0-3	22-25	22-25	18-25			62- 75	1:22	2.000
46	01/10/2010	GER - ITA	1-3	25-21	18-25	21-25	18-25		82- 96	1:46	5.000
52	02/10/2010	ITA - PUR	3-1	25-22	25-16	18-25	25-21		93- 84	1:48	5.000

Pool H - 2nd round

No	Date	Teams	Set	Result per set (points)					Total Points	Time	Spectators
				1	2	3	4	5			
38	30/09/2010	CUB - SRB	1-3	25-16	19-25	22-25	19-25		85- 91	1:37	2.300
47	01/10/2010	MEX - CUB	0-3	17-25	25-27	15-25			57- 77	1:16	4.000
49	02/10/2010	SRB - MEX	3-0	25-23	25-18	25-19			75- 60	1:12	3.600

Pool I - 2nd round

No	Date	Teams	Set	Result per set (points)					Total Points	Time	Spectators
				1	2	3	4	5			
40	30/09/2010	RUS - EGY	3-0	25-21	25-17	25-18			75- 56	1:16	1.600
43	01/10/2010	ESP - RUS	3-2	17-25	22-25	25-21	25-20	15-13	104-104	2:09	3.100
50	02/10/2010	EGY - ESP	1-3	20-25	30-28	16-25	19-25		85-103	1:46	3.000

Pool L - 2nd round

No	Date	Teams	Set	Result per set (points)					Total Points	Time	Spectators
				1	2	3	4	5			
39	30/09/2010	USA - CZE	0-3	19-25	22-25	22-25			63- 75	1:28	3.200
48	01/10/2010	CMR - USA	2-3	25-23	14-25	27-25	20-25	7-15	93-113	2:18	3.950
51	02/10/2010	CZE - CMR	3-0	25-17	25-18	25-17			75- 52	1:13	5.100

Pool M - 2nd round

No	Date	Teams	Set	Result per set (points)					Total Points	Time	Spectators
				1	2	3	4	5			
41	30/09/2010	FRA - ARG	1-3	25-16	17-25	23-25	21-25		86- 91	1:45	3.900
44	01/10/2010	JPN - FRA	0-3	19-25	22-25	23-25			64- 75	1:23	1.000
53	02/10/2010	ARG - JPN	3-1	25-22	16-25	25-14	25-19		91- 80	1:45	5.300

Pool N - 2nd round

No	Date	Teams	Set	Result per set (points)					Total Points	Time	Spectators
				1	2	3	4	5			
42	30/09/2010	POL - BRA	0-3	16-25	20-25	20-25			56- 75	1:22	5.650
45	01/10/2010	BUL - POL	3-0	25-22	25-18	25-17			75- 57	1:19	2.800
54	02/10/2010	BRA - BUL	0-3	18-25	20-25	20-25			58- 75	1:15	6.050

Pool O - 3rd round

No	Date	Teams	Set	Result per set (points)					Total Points	Time	Spectators
				1	2	3	4	5			
55	04/10/2010	FRA - USA	0-3	16-25	14-25	23-25			53- 75	1:14	2.700
59	05/10/2010	USA - ITA	1-3	25-14	23-25	26-28	22-25		96- 92	2:06	9.500
63	06/10/2010	ITA - FRA	3-1	25-18	25-20	25-27	25-19		100- 84	1:48	10.400

Pool P - 3rd round

No	Date	Teams	Set	Result per set (points)					Total Points	Time	Spectators
				1	2	3	4	5			
56	04/10/2010	SRB - ARG	3-1	25-15	21-25	25-22	25-18		96- 80	1:38	2.100
60	05/10/2010	RUS - SRB	1-3	26-28	25-16	21-25	25-27		97- 96	1:51	2.300
64	06/10/2010	ARG - RUS	0-3	22-25	17-25	15-25			54- 75	1:14	2.400

Pool Q - 3rd round

No	Date	Teams	Set	Result per set (points)					Total Points	Time	Spectators
				1	2	3	4	5			
58	04/10/2010	ESP - BUL	1-3	21-25	25-27	28-26	18-25		92-103	2:03	3.200
62	05/10/2010	CUB - ESP	3-1	25-22	15-25	25-22	25-22		90- 91	1:47	3.500
66	06/10/2010	BUL - CUB	2-3	25-22	23-25	28-26	28-30	11-15	115-118	2:15	4.200

MIKASA

Gerflor
theflooringgroup

MIKASA

Gerflor
theflooringgroup

MIKASA



P-4 VOLLEYBALL • Collated results & ranking

FIVB 2010 Men's World Championship
Results of 10 October 2010

FIVB
www.fivb.org

Pool R - 3rd round

No	Date	Teams	Set	Result per set (points)					Total Points	Time	Spectators
				1	2	3	4	5			
57	04/10/2010	CZE - BRA	2-3	20-25	25-22	25-23	21-25	8-15	99-110	2:06	3.700
61	05/10/2010	GER - CZE	3-0	25-23	25-18	25-13			75- 54	1:14	2.900
65	06/10/2010	BRA - GER	3-0	25-17	25-20	25-19			75- 56	1:19	3.450

Semifinals 9-12

No	Date	Teams	Set	Result per set (points)					Total Points	Time	Spectators
				1	2	3	4	5			
68	08/10/2010	ARG - ESP	3-1	23-25	25-19	25-19	26-24		99- 87	1:46	600
70	08/10/2010	FRA - CZE	0-3	21-25	20-25	16-25			57- 75	1:15	500

Semifinals 5-8

No	Date	Teams	Set	Result per set (points)					Total Points	Time	Spectators
				1	2	3	4	5			
67	08/10/2010	RUS - BUL	3-1	25-20	26-24	20-25	25-23		96- 92	1:49	3.000
69	08/10/2010	USA - GER	3-0	25-22	25-20	25-23			75- 65	1:23	3.424

Semifinals 1-4

No	Date	Teams	Set	Result per set (points)					Total Points	Time	Spectators
				1	2	3	4	5			
71	09/10/2010	SRB - CUB	2-3	25-22	17-25	29-31	25-22	14-16	110-116	2:02	7.500
72	09/10/2010	ITA - BRA	1-3	15-25	22-25	25-23	17-25		79- 98	1:49	11.800

Finals 9-12

No	Date	Teams	Set	Result per set (points)					Total Points	Time	Spectators
				1	2	3	4	5			
74	09/10/2010	ESP - FRA	1-3	17-25	23-25	25-16	21-25		86- 91	1:47	1.800
76	09/10/2010	ARG - CZE	3-1	25-22	18-25	25-21	25-22		93- 90	1:44	900

Finals 5-8

No	Date	Teams	Set	Result per set (points)					Total Points	Time	Spectators
				1	2	3	4	5			
73	09/10/2010	BUL - GER	3-0	26-24	26-24	25-21			77- 69	1:28	4.700
75	09/10/2010	RUS - USA	3-0	25-19	25-21	25-19			75- 59	1:21	4.700

Finals 1-4

No	Date	Teams	Set	Result per set (points)					Total Points	Time	Spectators
				1	2	3	4	5			
77	10/10/2010	SRB - ITA	3-1	25-21	25-20	26-28	25-19		101- 88	1:48	12.000
78	10/10/2010	CUB - BRA	0-3	22-25	14-25	22-25			58- 75	1:20	12.000

TEAM RANKING

Pool A - 1st round

Rank	Code	Team	Matches				Points			Sets		
			Total	Won	Lost	Pts	Won	Lost	Ratio	Won	Lost	Ratio
1	ITA	Italy	3	3	0	6	262	207	1,266	9	2	4,500
2	EGY	Egypt	3	1	2	4	243	254	0,957	5	6	0,833
3	JPN	Japan	3	1	2	4	259	274	0,945	4	8	0,500
4	IRI	Iran	3	1	2	4	247	276	0,895	5	7	0,714

Pool B - 1st round

Rank	Code	Team	Matches				Points			Sets		
			Total	Won	Lost	Pts	Won	Lost	Ratio	Won	Lost	Ratio
1	CUB	Cuba	3	3	0	6	296	263	1,125	9	4	2,250
2	BRA	Brazil	3	2	1	5	291	256	1,137	8	4	2,000
3	ESP	Spain	3	1	2	4	292	302	0,967	6	7	0,857
4	TUN	Tunisia	3	0	3	3	192	250	0,768	1	9	0,111

MIKASA

Gerflor
theflooringgroup

MIKASA

Gerflor
theflooringgroup

MIKASA

**P-4 VOLLEYBALL • Collated results & ranking**FIVB 2010 Men's World Championship
Results of 10 October 2010**FIVB**
www.fivb.org**Pool C - 1st round**

Rank	Code	Team	Matches				Points			Sets		
			Total	Won	Lost	Pts	Won	Lost	Ratio	Won	Lost	Ratio
1	RUS	Russia	3	3	0	6	283	224	1,263	9	3	3,000
2	PUR	Puerto Rico	3	2	1	5	272	264	1,030	8	4	2,000
3	CMR	Cameroon	3	1	2	4	213	237	0,899	3	7	0,429
4	AUS	Australia	3	0	3	3	253	296	0,855	3	9	0,333

Pool D - 1st round

Rank	Code	Team	Matches				Points			Sets		
			Total	Won	Lost	Pts	Won	Lost	Ratio	Won	Lost	Ratio
1	USA	USA	3	3	0	6	280	254	1,102	9	3	3,000
2	ARG	Argentina	3	2	1	5	259	228	1,136	7	4	1,750
3	MEX	Mexico	3	1	2	4	247	260	0,950	6	6	1,000
4	VEN	Venezuela	3	0	3	3	181	225	0,804	0	9	

Pool E - 1st round

Rank	Code	Team	Matches				Points			Sets		
			Total	Won	Lost	Pts	Won	Lost	Ratio	Won	Lost	Ratio
1	FRA	France	3	3	0	6	306	268	1,142	9	4	2,250
2	CZE	Czech Republic	3	2	1	5	302	300	1,007	8	5	1,600
3	BUL	Bulgaria	3	1	2	4	289	282	1,025	6	6	1,000
4	CHN	China	3	0	3	3	197	244	0,807	1	9	0,111

Pool F - 1st round

Rank	Code	Team	Matches				Points			Sets		
			Total	Won	Lost	Pts	Won	Lost	Ratio	Won	Lost	Ratio
1	POL	Poland	3	3	0	6	279	246	1,134	9	3	3,000
2	SRB	Serbia	3	1	2	4	250	243	1,029	5	6	0,833
3	GER	Germany	3	1	2	4	237	250	0,948	5	6	0,833
4	CAN	Canada	3	1	2	4	215	242	0,888	3	7	0,429

Pool G - 2nd round

Rank	Code	Team	Matches				Points			Sets		
			Total	Won	Lost	Pts	Won	Lost	Ratio	Won	Lost	Ratio
1	ITA	Italy	2	2	0	4	189	166	1,139	6	2	3,000
2	GER	Germany	2	1	1	3	157	158	0,994	4	3	1,333
3	PUR	Puerto Rico	2	0	2	2	146	168	0,869	1	6	0,167

Pool H - 2nd round

Rank	Code	Team	Matches				Points			Sets		
			Total	Won	Lost	Pts	Won	Lost	Ratio	Won	Lost	Ratio
1	SRB	Serbia	2	2	0	4	166	145	1,145	6	1	6,000
2	CUB	Cuba	2	1	1	3	162	148	1,095	4	3	1,333
3	MEX	Mexico	2	0	2	2	117	152	0,770	0	6	

Pool I - 2nd round

Rank	Code	Team	Matches				Points			Sets		
			Total	Won	Lost	Pts	Won	Lost	Ratio	Won	Lost	Ratio
1	ESP	Spain	2	2	0	4	207	189	1,095	6	3	2,000
2	RUS	Russia	2	1	1	3	179	160	1,119	5	3	1,667
3	EGY	Egypt	2	0	2	2	141	178	0,792	1	6	0,167

Pool L - 2nd round

Rank	Code	Team	Matches				Points			Sets		
			Total	Won	Lost	Pts	Won	Lost	Ratio	Won	Lost	Ratio
1	CZE	Czech Republic	2	2	0	4	150	115	1,304	6	0	MAX
2	USA	USA	2	1	1	3	176	168	1,048	3	5	0,600
3	CMR	Cameroon	2	0	2	2	145	188	0,771	2	6	0,333

MIKASA**Gerflor**
theflooringgroup**MIKASA****Gerflor**
theflooringgroup**MIKASA**



P-4 VOLLEYBALL • Collated results & ranking

FIVB 2010 Men's World Championship
Results of 10 October 2010

FIVB
www.fivb.org

Pool M - 2nd round

Rank	Code	Team	Matches				Points			Sets		
			Total	Won	Lost	Pts	Won	Lost	Ratio	Won	Lost	Ratio
1	ARG	Argentina	2	2	0	4	182	166	1,096	6	2	3,000
2	FRA	France	2	1	1	3	161	155	1,039	4	3	1,333
3	JPN	Japan	2	0	2	2	144	166	0,867	1	6	0,167

Pool N - 2nd round

Rank	Code	Team	Matches				Points			Sets		
			Total	Won	Lost	Pts	Won	Lost	Ratio	Won	Lost	Ratio
1	BUL	Bulgaria	2	2	0	4	150	115	1,304	6	0	MAX
2	BRA	Brazil	2	1	1	3	133	131	1,015	3	3	1,000
3	POL	Poland	2	0	2	2	113	150	0,753	0	6	

Pool O - 3rd round

Rank	Code	Team	Matches				Points			Sets		
			Total	Won	Lost	Pts	Won	Lost	Ratio	Won	Lost	Ratio
1	ITA	Italy	2	2	0	4	192	180	1,067	6	2	3,000
2	USA	USA	2	1	1	3	171	145	1,179	4	3	1,333
3	FRA	France	2	0	2	2	137	175	0,783	1	6	0,167

Pool P - 3rd round

Rank	Code	Team	Matches				Points			Sets		
			Total	Won	Lost	Pts	Won	Lost	Ratio	Won	Lost	Ratio
1	SRB	Serbia	2	2	0	4	192	177	1,085	6	2	3,000
2	RUS	Russia	2	1	1	3	172	150	1,147	4	3	1,333
3	ARG	Argentina	2	0	2	2	134	171	0,784	1	6	0,167

Pool Q - 3rd round

Rank	Code	Team	Matches				Points			Sets		
			Total	Won	Lost	Pts	Won	Lost	Ratio	Won	Lost	Ratio
1	CUB	Cuba	2	2	0	4	208	206	1,010	6	3	2,000
2	BUL	Bulgaria	2	1	1	3	218	210	1,038	5	4	1,250
3	ESP	Spain	2	0	2	2	183	193	0,948	2	6	0,333

Pool R - 3rd round

Rank	Code	Team	Matches				Points			Sets		
			Total	Won	Lost	Pts	Won	Lost	Ratio	Won	Lost	Ratio
1	BRA	Brazil	2	2	0	4	185	155	1,194	6	2	3,000
2	GER	Germany	2	1	1	3	131	129	1,016	3	3	1,000
3	CZE	Czech Republic	2	0	2	2	153	185	0,827	2	6	0,333

MIKASA

Gerflor
theflooringgroup

MIKASA

Gerflor
theflooringgroup

MIKASA



P-2 VOLLEYBALL • Match result

FIVB 2010 Men's World Championship
Finals 1-4 (Places 3-4)

FIVB
www.fivb.org

Match: 77 **Date:** 10/10/2010 **Spectators:** 12.000
City: Rome
Hall: Palalottomatica
Match duration: **Start:** 17:05 **End:** 18:53 **Total:** 1:48

Teams	Sets	1	2	3	4	5	Total
SRB	3	25	25	26	25		101
ITA	1	21	20	28	19		88
Set duration		0:25	0:22	0:30	0:22		1:39

Referees: HOBOR Bela (HUN) & SAKAIDE Osamu (JPN)

SRB • Serbia		1	2	3	4	5	Pts
1	KOVACEVIC Nikola	■	■	■	■		8
4	JANIC Bojan	■					1
5	PETKOVIC Vlado						
6	TERZIC Milos	□	□	□			
7	STANKOVIC Dragan	■	■	■	■		11
9	GRBIC Nikola	■	■	■	■		2
10	NIKIC Milos	□	■	■	■		8
14	MILJKOVIC Ivan	■	■	■	■		22
15	STAROVIC Sasa						
17	PETROVIC Borislav	□					
18	PODRASCANIN Marko	■	■	■	■		15
19	L ROSIC Nikola	L	L	L	L		
Coach: Igor KOLAKOVIC (MNE)							
Assistant: Zeljko BULATOVIC (SRB)							

ITA • Italy		1	2	3	4	5	Pts
1	MASTRANGELO Luigi	■	■	■	■		7
2	L MARRA Davide	L	L	L	L		
3	PARODI Simone	■	■	■	■		18
4	L BARI Andrea						
5	VERMIGLIO Valerio	■	■	■	■		1
7	LASKO Michal			□	□		4
11	SAVANI Cristian	■	■	■			7
13	TRAVICA Dragan			□	□		
14	FEI Alessandro	■	■	■	■		13
15	BIRARELLI Emanuele	■	■	■			4
17	SALA Andrea			□	■		3
19	ZAYTSEV Ivan	□	□	■			8
Coach: Andrea ANASTASI (ITA)							
Assistant: Andrea GARDINI (ITA)							

TEAMS AND PLAYERS PERFORMANCES

Won Pts	Total Atts	No Name	Scoring Skills	Won Pts	Total Atts	No Name
47	106	Total Team	Spike	52	129	Total Team
19	45	14 MILJKOVIC Ivan		15	31	3 PARODI Simone
10	12	18 PODRASCANIN Marko		13	37	14 FEI Alessandro
6	17	10 NIKIC Milos		6	8	19 ZAYTSEV Ivan
17	63	Total Team	Block	9	51	Total Team
6	14	7 STANKOVIC Dragan		4	13	1 MASTRANGELO Luigi
5	20	18 PODRASCANIN Marko		3	12	3 PARODI Simone
2	4	10 NIKIC Milos		1	3	17 SALA Andrea
3	100	Total Team	Serve	4	89	Total Team
2	17	14 MILJKOVIC Ivan		2	10	11 SAVANI Cristian
1	17	7 STANKOVIC Dragan		1	13	5 VERMIGLIO Valerio
				1	5	19 ZAYTSEV Ivan
34		Total Team	Opp. error	23		Total Team
101	269	Total Team	Total	88	269	Total Team
22	72	14 MILJKOVIC Ivan	Best Scorer	18	55	3 PARODI Simone

■ Starting line-up Pts = Points scored [nn] = Captain
 □ Substitute Atts = Attempts L = Libero
 Opp = Opponent

MIKASA

Gerflor
theflooringgroup

MIKASA

Gerflor
theflooringgroup

MIKASA



P-2 VOLLEYBALL • Match result

FIVB 2010 Men's World Championship
Finals 1-4 (Places 1-2)

FIVB
www.fivb.org

Match: 78 **Date:** 10/10/2010 **Spectators:** 12.000
City: Rome
Hall: Palalottomatica
Match duration: **Start:** 21:15 **End:** 22:35 **Total:** 1:20

Teams	Sets	1	2	3	4	5	Total
CUB	0	22	14	22			58
BRA	3	25	25	25			75
Set duration		0:26	0:22	0:26			1:14

Referees: SOKULLU Umit (TUR) & SANTI Simone (ITA)

CUB • Cuba		1	2	3	4	5	Pts
1	LEON VENERO Wilfredo	■	■	■			15
4	LEAL HIDALGO Yoandy	■	■	■			9
6 L	GUTIERREZ Keibel	L	L	L			
7	CAMEJO Osmany Roberto	■	■	■			3
8	CEPEDA ABREU Rolando		□				
11	ORTIZ ORTEGA Rafael						
12	BELL CISNERO Yenny				■		2
13	SIMON ATIES Robertlandy	■	■	■			6
14	HIERREZUELO AGUIRRE Raydel	■	■				2
16	MESA SANDOVAL Isbel						
18	DIAZ CARMENATE Yoandry			□	■		1
19	HERNANDEZ Fernando	■	■	□			6

Coach: Orlando BLACKWOOD (CUB)
Assistant: Idalberto V. PEDRO (CUB)

BRA • Brazil		1	2	3	4	5	Pts
1	REZENDE Bruno Mossa	■	■	■			3
5	DOS SANTOS Jr. Sidnei						
6	VISSOTTO NEVES Leandro	■	■	■			19
7	GODOY FILHO Gilberto						
8	ENDRES Murilo	■	■	■			6
9	FABRICIO NERY Theo	□		□			1
13	BRAVO PEREIRA Joao Paulo						
14	SANTANA Rodrigo	■	■	■			5
16	SAATKAMP Lucas	■	■	■			6
17	MURAGATI YARED Marlon	□		□			
18	AMARAL Dante Guimaraes	■	■	■			8
19 L	DA SILVA PEREIRA Jr. Mario	L	L	L			

Coach: Bernardo REZENDE (BRA)
Assistant: Roberley LEONALDO (BRA)

TEAMS AND PLAYERS PERFORMANCES

Won Pts	Total Atts	No Name	Scoring Skills	Won Pts	Total Atts	No Name
38	84	Total Team		38	70	Total Team
14	26	1 LEON VENERO Wilfredo	Spike	16	28	6 VISSOTTO NEVES Leandro
8	19	4 LEAL HIDALGO Yoandy		6	8	16 SAATKAMP Lucas
5	9	13 SIMON ATIES Robertlandy		5	11	8 ENDRES Murilo
4	37	Total Team	Block	8	37	Total Team
1	1	18 DIAZ CARMENATE		2	5	18 AMARAL Dante Guimaraes
1	2	19 HERNANDEZ Fernando		2	5	14 SANTANA Rodrigo
1	7	4 LEAL HIDALGO Yoandy		2	7	6 VISSOTTO NEVES Leandro
2	59	Total Team	Serve	2	74	Total Team
1	9	19 HERNANDEZ Fernando		1	12	6 VISSOTTO NEVES Leandro
1	13	13 SIMON ATIES Robertlandy		1	10	18 AMARAL Dante Guimaraes
14		Total Team	Opp. error	27		Total Team
58	180	Total Team	Total	75	181	Total Team
15	37	1 LEON VENERO Wilfredo	Best Scorer	19	47	6 VISSOTTO NEVES Leandro

■ Starting line-up Pts = Points scored nn = Captain
□ Substitute Atts = Attempts L = Libero
Opp = Opponent

MIKASA

Gerflor
theflooringgroup

MIKASA

Gerflor
theflooringgroup

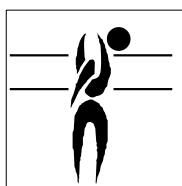
MIKASA



P-5 VOLLEYBALL • Players ranking by skills

FIVB 2010 Men's World Championship

FIVB
www.fivb.org



Best Scorers

Rk	No	Name	Team	Spike	Block	Serve	Total
1	14	PEREZ Iban	ESP	152	11	10	173
2	11	NIKOLOV Vladimir	BUL	135	15	18	168
2	14	MILJKOVIC Ivan	SRB	152	6	10	168
4	17	MIKHAYLOV Maxim	RUS	130	15	17	162
5	7	CONTE Facundo	ARG	136	12	9	157
6	13	STANLEY Clayton	USA	109	18	23	150
7	1	LEON VENERO Wilfredo	CUB	128	10	8	146
8	16	PLATENIK Peter	CZE	132	9	1	142
9	6	KAZIYSKI Matej	BUL	114	14	12	140
10	15	STOKR Jan	CZE	118	7	10	135
11	13	SIMON ATIES Robertlandy	CUB	84	39	7	130
12	14	KROMM Robert	GER	108	12	1	121
13	14	FEI Alessandro	ITA	99	16	4	119
14	6	VISSOTTO NEVES Leandro	BRA	101	12	3	116
14	4	LEAL HIDALGO Yoandy	CUB	93	10	13	116
16	1	KOVACEVIC Nikola	SRB	98	14	3	115
17	8	ENDRES Murilo	BRA	89	8	14	111
18	19	HERNANDEZ Fernando	CUB	84	10	12	106
19	18	GROZER Gyorgy	GER	95	7	2	104
20	18	AMARAL Dante Guimaraes	BRA	83	12	6	101
21	8	PRIDDY William	USA	84	11	5	100
22	2	ROONEY Sean	USA	88	11	0	99
22	12	PEREYRA Federico	ARG	82	10	7	99
24	11	SAVANI Cristian	ITA	79	11	8	98
25	2	POPELKA Jiri	CZE	89	2	6	97
26	3	PARODI Simone	ITA	79	15	2	96
27	9	QUIROGA Rodrigo	ARG	82	7	0	89
28	4	ROUZIER Antonin	FRA	75	8	5	88
28	12	MARECHAL Nicolas	FRA	73	9	6	88
30	4	SEVILLANO Manuel	ESP	79	5	3	87
31	6	NODA Sergio	ESP	77	7	2	86
32	13	MUSERSKIY Dmitriy	RUS	52	15	18	85
32	10	FERNANDEZ Jorge	ESP	57	19	9	85
34	18	PODRASCANIN Marko	SRB	61	20	2	83
35	16	GARCIA-TORRES Julian	ESP	55	23	3	81
36	10	BEREZHKO Yuri	RUS	70	8	1	79
37	1	MASTRANGELO Luigi	ITA	44	32	1	77
38	6	KONECNY Petr	CZE	57	15	3	75
39	14	SANTANA Rodrigo	BRA	45	28	1	74
40	5	ANDRAE Bjorn	GER	63	9	0	72
40	11	SOLE Sebastian	ARG	48	22	2	72
42	15	VOLKOV Alexander	RUS	45	18	7	70
43	4	KHTEY Taras	RUS	57	6	6	69
43	4	JANIC Bojan	SRB	58	9	2	69
45	7	STANKOVIC Dragan	SRB	40	25	3	68
46	15	ALEKSIEV Todor	BUL	57	10	0	67
47	12	VESELY Jakub	CZE	51	12	2	65
48	7	CAMEJO Osmany Roberto	CUB	47	13	3	63
49	16	SAATKAMP Lucas	BRA	45	10	4	59
50	18	NIKOLOV Nikolay	BUL	26	25	5	56
Total tournament				5.311	1.021	438	6.770

Mikasa

Gerflor
theflooringgroup

Mikasa

Gerflor
theflooringgroup

Mikasa



P-5 VOLLEYBALL • Players ranking by skills

FIVB 2010 Men's World Championship

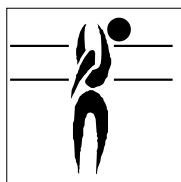
FIVB
www.fivb.org



Best Spikers

Limit: 15.00%

Rk	No	Name	Team	Spikes	Faults	Shots	Total Attempts	Succ. %
1	17	MIKHAYLOV Maxim	RUS	130	20	71	221	58.82
2	2	POPELKA Jiri	CZE	89	20	49	158	56.33
3	1	LEON VENERO Wilfredo	CUB	128	44	56	228	56.14
4	16	PLATENIK Peter	CZE	132	45	61	238	55.46
5	11	NIKOLOV Vladimir	BUL	135	33	87	255	52.94
6	14	PEREZ Iban	ESP	152	53	89	294	51.70
7	7	CONTE Facundo	ARG	136	48	80	264	51.52
8	9	QUIROGA Rodrigo	ARG	82	22	58	162	50.62
9	6	KAZIYSKI Matey	BUL	114	20	92	226	50.44
10	4	ROUZIER Antonin	FRA	75	38	36	149	50.34
Total Tournament				5.311	1.782	3.576	10.669	49.78



Best Blockers

Rk	No	Name	Team	Kill Blocks	Faults	Rebounds	Total Attempts	Avg. by set
1	13	SIMON ATIES Robertlandy	CUB	39	46	41	126	1.05
2	1	MASTRANGELO Luigi	ITA	32	50	40	122	0.91
3	14	SANTANA Rodrigo	BRA	28	42	40	110	0.85
4	18	NIKOLOV Nikolay	BUL	25	45	25	95	0.74
5	7	STANKOVIC Dragan	SRB	25	33	35	93	0.71
6	12	YOSIFOV Viktor	BUL	23	42	34	99	0.68
7	11	SOLE Sebastian	ARG	22	27	38	87	0.65
8	16	GARCIA-TORRES Julian	ESP	23	49	34	106	0.61
9	3	HARDY-DESS. Gerald	FRA	20	38	25	83	0.59
10	18	PODRASCANIN Marko	SRB	20	35	52	107	0.57
Total Tournament				1.021	2.019	1.592	4.632	4.98



Best Servers

Rk	No	Name	Team	Aces	Faults	Serve Hits	Total Attempts	Avg. by set
1	13	STANLEY Clayton	USA	23	36	96	155	0.70
2	11	NIKOLOV Vladimir	BUL	18	22	89	129	0.53
3	13	MUSERSKIY Dmitriy	RUS	18	26	76	120	0.53
4	17	MIKHAYLOV Maxim	RUS	17	29	73	119	0.50
5	8	ENDRES Murilo	BRA	14	26	102	142	0.42
6	6	KAZIYSKI Matey	BUL	12	30	98	140	0.35
7	4	LEAL HIDALGO Yoandy	CUB	13	38	100	151	0.35
8	19	HERNANDEZ Fernando	CUB	12	31	80	123	0.32
9	15	STOKR Jan	CZE	10	30	97	137	0.29
10	14	MILJKOVIC Ivan	SRB	10	31	86	127	0.29
Total Tournament				438	1.470	7.491	9.399	2.14

MIKASA

Gerflor
theflooringgroup

MIKASA

Gerflor
theflooringgroup


MIKASA



P-5 VOLLEYBALL • Players ranking by skills

FIVB 2010 Men's World Championship

FIVB
www.fivb.org



Best Diggers

Rk	No	Name	Team	Digs	Faults	Receptions	Total Attempts	Avg. by set
1	12	TILLE Ferdinand	GER	95	31	5	131	3.17
2	2	MARRA Davide	ITA	106	19	12	137	3.03
3	8	KRYSTOF Martin	CZE	97	22	7	126	2.85
4	12	LLENAS Francesc	ESP	103	27	18	148	2.71
5	13	SALPAROV Teodor	BUL	80	24	4	108	2.35
6	5	LAMBOURNE Richard	USA	76	30	9	115	2.30
7	19	DA SILVA PEREIRA Jr. Mario	BRA	74	26	2	102	2.24
8	16	GONZALEZ Alexis	ARG	74	25	11	110	2.18
9	18	EXIGA Jean-Francois	FRA	70	15	5	90	2.06
10	16	PLATENIK Peter	CZE	66	21	6	93	1.94
Total Tournament				3.804	1.242	422	5.468	18.56



Best Setters

Rk	No	Name	Team	Running Sets	Faults	Still Sets	Total Attempts	Avg. by set
1	5	VERMIGLIO Valerio	ITA	384	3	341	728	10.97
2	18	TICHACEK Lukas	CZE	346	6	431	783	10.18
3	1	REZENDE Bruno Mossa	BRA	268	1	303	572	8.12
4	14	HIERREZUELO AGUIRRE Raydel	CUB	293	9	321	623	7.92
5	9	GRBIC Nikola	SRB	265	5	446	716	7.57
6	6	GRANKIN Sergey	RUS	256	3	315	574	7.53
7	15	DE CECCO Luciano	ARG	246	7	408	661	7.24
8	7	HERNAN Guillermo	ESP	269	5	444	718	7.08
9	3	ZHEKOV Andrey	BUL	213	5	349	567	6.26
10	14	HANSEN Kevin	USA	184	-	401	585	5.58
Total Tournament				3.537	100	6.439	10.076	17.25



Best Receivers

Limit: 25.00%

Rk	No	Name	Team	Excellents	Faults	Serve Receptions	Total Attempts	Eff. %
1	16	PLATENIK Peter	CZE	190	2	61	253	74.31
2	8	ENDRES Murilo	BRA	160	7	50	217	70.51
3	8	KRYSTOF Martin	CZE	138	6	48	192	68.75
4	7	ANTIGA Stephane	FRA	130	9	39	178	67.98
5	12	TILLE Ferdinand	GER	128	11	45	184	63.59
6	16	GONZALEZ Alexis	ARG	121	7	52	180	63.33
7	9	QUIROGA Rodrigo	ARG	151	13	60	224	61.61
8	10	BEREZHKO Yuri	RUS	104	6	52	162	60.49
9	5	LAMBOURNE Richard	USA	123	9	60	192	59.38
10	12	LLENAS Francesc	ESP	145	11	70	226	59.29
Total Tournament				4.525	382	2.342	7.249	57.15

MIKASA

Gerflor
theflooringgroup

MIKASA


Gerflor
theflooringgroup

MIKASA



P-5 VOLLEYBALL • Players ranking by skills

FIVB 2010 Men's World Championship



Best Liberos

Rk	No	Name	Team	Excellents	Faults	In play	Total attempts	Avg. by set
1	12	TILLE Ferdinand	GER	223	42	50	315	7.43
2	2	MARRA Davide	ITA	252	32	113	397	7.20
3	8	KRYSTOF Martin	CZE	235	28	55	318	6.91
4	12	LLENAS Francesc	ESP	248	38	88	374	6.53
5	5	LAMBOURNE Richard	USA	199	39	69	307	6.03
6	19	DA SILVA PEREIRA Jr. Mario	BRA	192	39	54	285	5.82
7	16	GONZALEZ Alexis	ARG	195	32	63	290	5.74
8	18	EXIGA Jean-Francois	FRA	186	23	31	240	5.47
9	6	GUTIERREZ Keibel	CUB	189	29	55	273	5.11
10	19	ROSIC Nikola	SRB	132	33	60	225	3.77

MIKASA

Gerflor
theflooringgroup

MIKASA

Gerflor
theflooringgroup

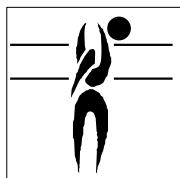
MIKASA



Best Spikers

Limit: 15.00%

Rk	Team		Spikes	Faults	Shots	Total Attempts	Succ. %
1	RUS	Russia	438	100	264	802	54.61
2	CUB	Cuba	490	157	262	909	53.91
3	CZE	Czech Republic	488	147	280	915	53.33
4	BRA	Brazil	416	120	276	812	51.23
5	ARG	Argentina	447	153	273	873	51.20
6	SRB	Serbia	473	159	298	930	50.86
7	BUL	Bulgaria	420	122	307	849	49.47
8	ESP	Spain	492	198	315	1.005	48.96
9	GER	Germany	406	137	302	845	48.05
10	ITA	Italy	449	166	354	969	46.34
11	USA	USA	399	133	332	864	46.18
12	FRA	France	393	190	313	896	43.86
Total Tournament			5.311	1.782	3.576	10.669	49.78




Best Blockers

Rk	Team		Kill Blocks	Faults	Rebounds	Total Attempts	Avg. by set
1	BUL	Bulgaria	111	196	127	434	3.26
2	ITA	Italy	102	196	170	468	2.91
3	CUB	Cuba	106	166	121	393	2.86
4	USA	USA	93	166	130	389	2.82
5	SRB	Serbia	93	158	155	406	2.66
6	BRA	Brazil	85	164	121	370	2.58
7	RUS	Russia	85	152	119	356	2.50
8	FRA	France	84	173	111	368	2.47
9	ARG	Argentina	79	159	132	370	2.32
10	ESP	Spain	75	185	128	388	1.97
11	GER	Germany	56	129	123	308	1.87
12	CZE	Czech Republic	52	175	155	382	1.53
Total Tournament			1.021	2.019	1.592	4.632	4.98



Best Servers

Rk	Team		Aces	Faults	Serve Hits	Total Attempts	Avg. by set
1	RUS	Russia	61	139	593	793	1.79
2	BUL	Bulgaria	50	137	633	820	1.47
3	CUB	Cuba	51	152	632	835	1.38
4	USA	USA	40	94	620	754	1.21
5	BRA	Brazil	38	110	626	774	1.15
6	ESP	Spain	42	105	713	860	1.11
7	ARG	Argentina	33	133	599	765	0.97
8	FRA	France	31	97	622	750	0.91
9	CZE	Czech Republic	27	121	620	768	0.79
10	ITA	Italy	25	124	653	802	0.71
11	SRB	Serbia	24	130	659	813	0.69
12	GER	Germany	16	128	521	665	0.53
Total Tournament			438	1.470	7.491	9.399	2.14



Best Diggers

Rk	Team		Digs	Faults	Receptions	Total Attempts	Avg. by set
1	GER	Germany	341	110	28	479	11.37
2	ITA	Italy	383	100	55	538	10.94
3	FRA	France	357	98	32	487	10.50
4	SRB	Serbia	362	117	41	520	10.34
5	CZE	Czech Republic	345	136	33	514	10.15
6	BRA	Brazil	322	99	25	446	9.76
7	USA	USA	309	122	39	470	9.36
8	ESP	Spain	354	111	45	510	9.32
9	BUL	Bulgaria	277	102	25	404	8.15
10	ARG	Argentina	271	106	40	417	7.97
11	RUS	Russia	252	74	37	363	7.41
12	CUB	Cuba	231	67	22	320	6.24
Total Tournament			3.804	1.242	422	5.468	18.56



Best Setters

Rk	Team		Running Sets	Faults	Still Sets	Total Attempts	Avg. by set
1	ITA	Italy	416	3	503	922	11.89
2	CZE	Czech Republic	357	11	545	913	10.50
3	BRA	Brazil	311	2	473	786	9.42
4	CUB	Cuba	342	15	458	815	9.24
5	GER	Germany	261	8	522	791	8.70
6	RUS	Russia	291	6	376	673	8.56
7	ESP	Spain	322	14	677	1.013	8.47
8	SRB	Serbia	285	8	591	884	8.14
9	ARG	Argentina	261	9	533	803	7.68
10	BUL	Bulgaria	247	8	531	786	7.26
11	FRA	France	234	8	645	887	6.88
12	USA	USA	210	8	585	803	6.36
Total Tournament			3.537	100	6.439	10.076	17.25



Best Receivers

Limit: 25.00%

Rk	Team		Excellents	Faults	Serve Receptions	Total Attempts	Eff. %
1	CZE	Czech Republic	430	17	184	631	65.45
2	FRA	France	422	32	154	608	64.14
3	ARG	Argentina	393	30	174	597	60.80
4	USA	USA	363	21	187	571	59.89
5	BRA	Brazil	348	33	152	533	59.10
6	RUS	Russia	334	31	163	528	57.39
7	ESP	Spain	428	36	241	705	55.60
8	ITA	Italy	355	28	228	611	53.52
9	SRB	Serbia	362	34	223	619	52.99
10	CUB	Cuba	400	43	234	677	52.73
11	GER	Germany	337	38	193	568	52.64
12	BUL	Bulgaria	353	39	209	601	52.25
Total Tournament			4.525	382	2.342	7.249	57.15